

spirax sarco®

UFT14 and UFT32 Series Sealed Stainless Steel Float & Thermostatic Steam Trap (for use with Pipeline Connectors)

Description

The UFT Series of Traps is an austenitic stainless steel maintenance free sealed ball float steam trap with an integral automatic air venting capability. The UFT is designed for differential steam pressures up to 465 psig. When installed with a suitable pipeline connector the UFT can easily and simply be removed without breaking into the pipeline, thus speeding up trap replacement with minimal system downtime. Pipeline connectors are available with screwed, socket weld and flanged end connections.

Standards

The body to cover welded joint complies with ASME Section IX and BS/EN 288

This product fully complies with the requirements of the Escape Pressure Equipment Directive 97/23/EC.

Certification

The product is available with material certification to EN 10204 3.1.B as standard and must be specified at the time of order placement.

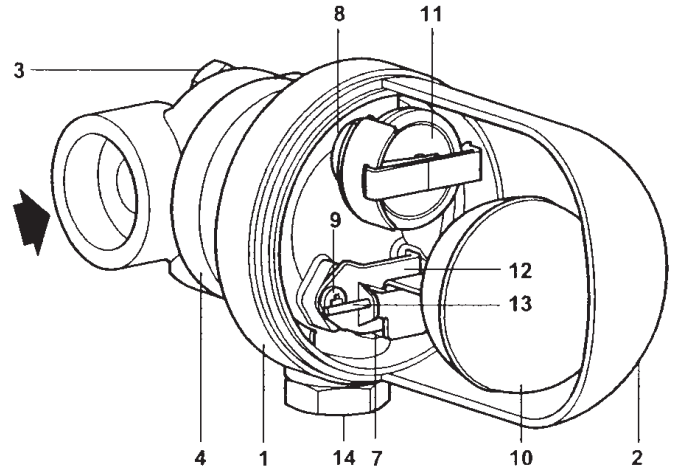
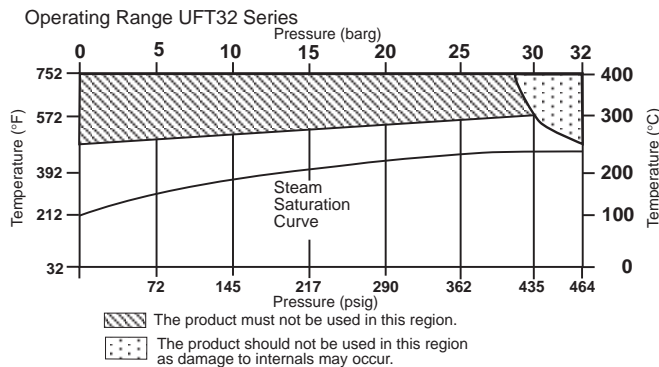
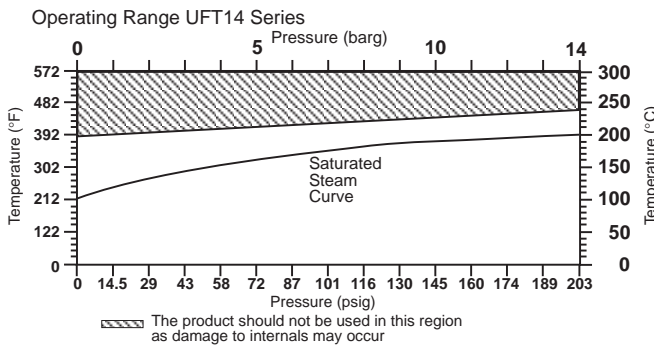
Sizes and pipe connections

The UFT can be fitted to a variety of different pipeline connectors including:

- Universal straight connector 1/2", 3/4", 1"
- Strainer connector 1/2", 3/4", 1"
- Standard or Left Hand with Blowdown Valve

Limiting conditions (ISO6552)

Maximum body design conditions	ANSI/ASME 300	
PMA - Maximum allowable pressure	725 psig	50 barg
TMA - Maximum allowable temperature	752°F	400°C
Designed for a maximum cold hydraulic test pressure of	948 psig	64.5 barg



No.	Part	Material	
1	Body	Austenitic stainless steel 304	EN 10213-4 1.4308; ASTM A351 CF8
2	Cover	Austenitic stainless steel 304	EN 10213-4 1.4308; ASTM A351 CF8
3	Connector screws	Steel	ASTM A193 B7
4	Flange	Alloy steel	A322 Gr.4130
5	Inner gasket	Stainless steel/graphite filler	Spirally wound AISI 304 strip
6	Outer gasket	Stainless steel/graphite filler	Spirally wound AISI 304 strip
7	Main valve seat	Stainless steel	BS 970 431 S29
8	Main valve/air vent seat gasket	Stainless steel	BS 1449 304 S11
9	Main valve assembly screws	Stainless steel	BS 6105 CI A2-70
10	Ball float and lever	Stainless steel	BS 1449 304 S16
11	Air vent assembly	Stainless steel	
12	Pivot frame	Stainless steel	BS 1449 304 S16
13	Pivot pin	Stainless steel	
14	Plug	Austenitic stainless steel 304	EN 10088-3 1.4301; ASTM A479 304

Options:

- Consult factory
- Bimetal Air Vent (for temperature outside operation range)
- Fixed Bleed Option for Sulphur recovery pits

ΔPMX - Maximum differential pressure

UFT14-4.5	UFT14-10	UFT14-14
65 psig	150 psig	203 psig
4.5 barg	10 barg	14 barg

ΔPMX - Maximum differential pressure

UFT32-4.5	UFT32-10	UFT32-14	UFT32-21	UFT32-32
65 psig	150 psig	203 psig	300 psig	465 psig
4.5 barg	10 barg	14 barg	21 barg	32 barg

Local regulation may restrict the use of this product below the conditions quoted. Limiting conditions refer to standard connections only.

In the interests of development and improvement of the product, we reserve the right to change the specification.

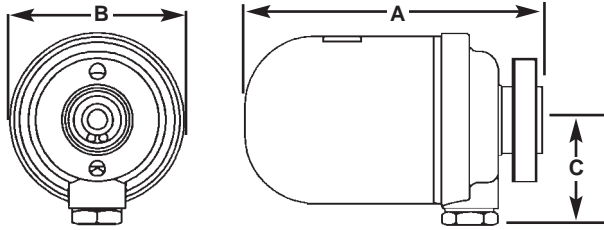
TI-P146-02 US 08.03

Steam Traps
Float & Thermostatic

UFT14 and UFT32 Series

Dimensions/weight *approximate in mm and kg*

Size	A	B	C	Weight
UFT14 & UFT32	6.3" 161	3.7" 94	2.2" 57	4.5 lbs 2.02



Safety information, installation and maintenance

For full details see the Installation and Maintenance Instructions (IM-P146-01) supplied with the product.

The UFT can be installed on any pipeline connector, but must be installed in a horizontal plane with the plug (14) downwards.

How to specify

Steam traps shall be sealed ball float traps UFT type suitable for a differential operating pressure of either 65, 150, 203, 300 or 465 psig. Traps to be zero maintenance and be connected to a separate pipeline connector by two screws to allow for quick and simple installation/replacement. For example Spirax Sarco UFT14-10 ball float steam trap.

How to order

When ordering a UFT and connector they must be ordered individually as they are supplied as separate components to ease installation. Each UFT is supplied in a protective box complete with inner and outer gasket (securely crimped in place) and two connector screws.

Example: 1 of Spirax Sarco UFT sealed stainless steel ball float steam trap (for use with pipeline connectors).

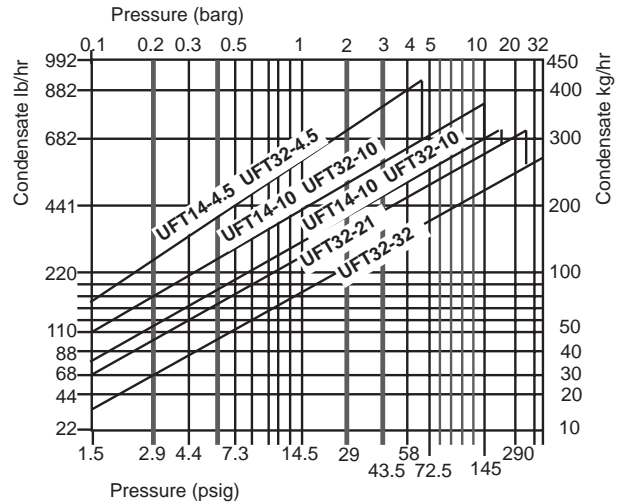
How to order spares

Always order spare parts by using the description given in the column headed 'Available spares' and state the size, model no. and pressure rating of the trap.

Example: 2 x Connector screws for a Spirax Sarco UFT sealed stainless steel ball float steam trap (for use with pipeline connectors).

Capacities (in accordance with ISO 7842)

Note: Capacities shown are based on discharge at saturation temperature. When discharging sub-cooled condensate the air vent provides extra capacity. Under start-up conditions the thermostatic air vent will be open, and will provide additional condensate capacity to the main valve assembly. This will provide a minimum of 100% increased capacity above the hot condensate figures shown.



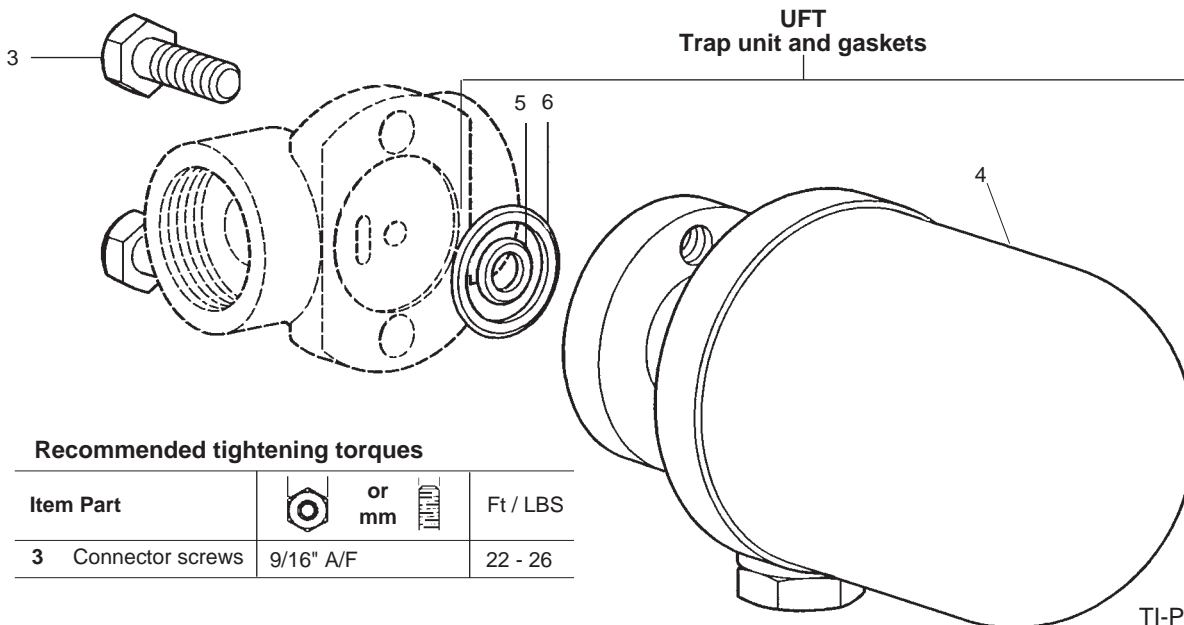
Spare parts

The UFT is a sealed non-maintainable trap unit. No internal spares are available.



The spares that are available are shown in heavy outline. Parts shown in broken lines are not available as spares.

Available spares

Connector screws (x2)	3
Complete UFT trap unit inclusive of gaskets and connector screws	3, 4, 5, 6
Connector Gasket Set	5, 6



Recommended tightening torques

Item Part	 or 	Ft / LBS
3 Connector screws	9/16" A/F	22 - 26